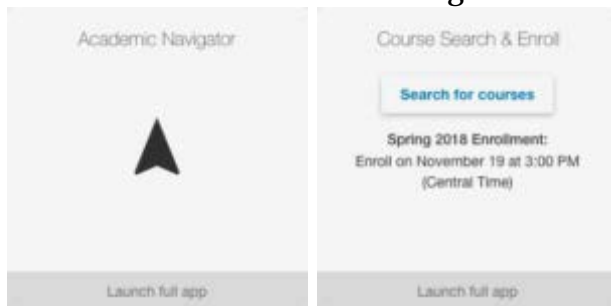


## Instructions

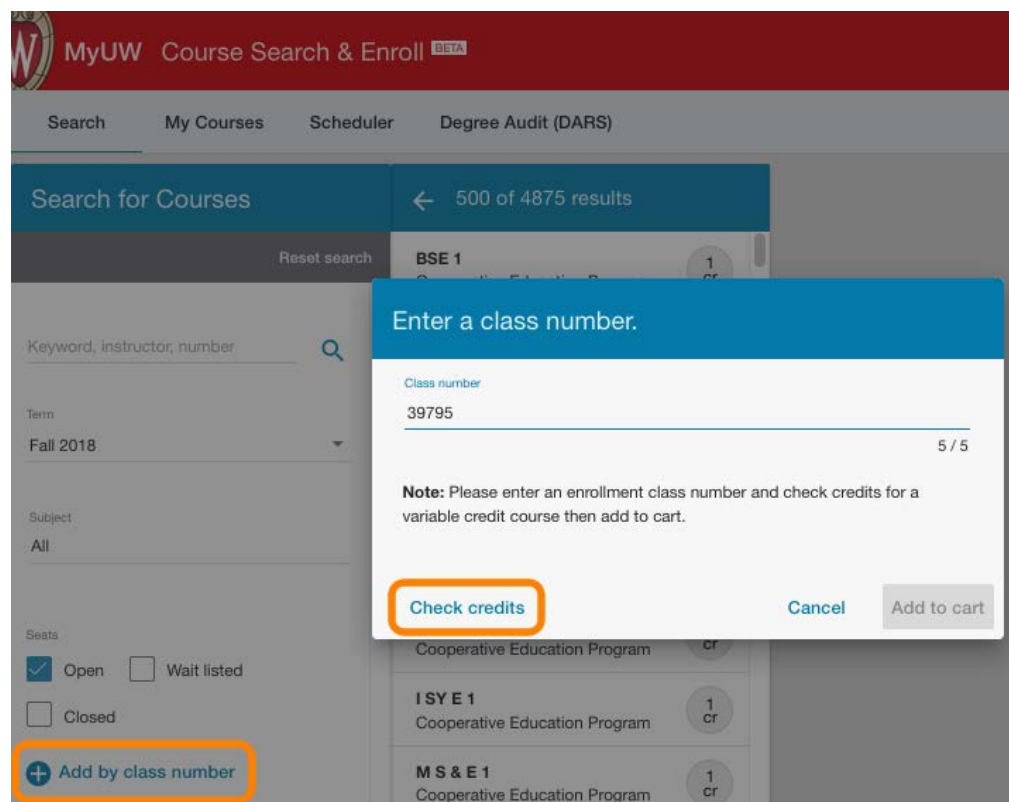
Log in to MyUW at [my.wisc.edu](http://my.wisc.edu). Select the Academic Navigator widget, then select the Course Search & Enroll widget.



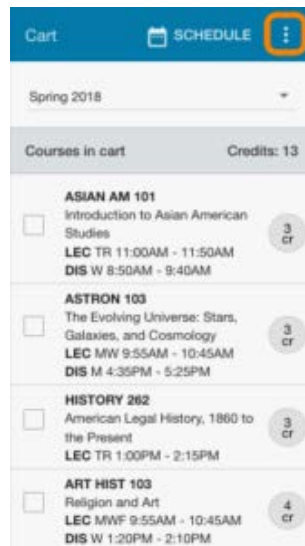
## Add by class number

If you have received a five-digit class number from an advisor or instructor, you can directly add that class to your cart.

1. Select “Add by class number” in the search panel.
2. In the pop-up box, type the five-digit class number.
3. Select “Check credits.”
4. Select “Add to Cart.”
5. Repeat steps 1 – 4 for any other courses with class numbers.



**Enroll in all classes in the cart.** Select the three-dot menu in the cart. Select the “Enroll all” button that appears.



## View your enrolled classes

View your successfully enrolled classes in your Enrolled list in the My Courses tab.

